

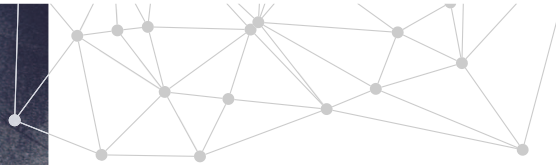




# **Empower** Your Business With Tools From TeamViewer

Discover the market leading remote support solution, activated on 1.5 billion devices worldwide.





# UNLOCK YOUR BUSINESS' POTENTIAL

Be the best you can be — anytime, anywhere, any platform.

Support, assist, interact, and collaborate with people, wherever they are with remote access and support technology that will drive your business

forward. The TeamViewer tool makes it possible to work as if you were in the same room, while saving you time and minimizing costs.



Work securely, productively, and seamlessly with:



### Intuitive Desktop UI

Initiate remote connections from any window in the TeamViewer desktop application. We put your business at your fingertips so you can get more work done with fewer clicks.



### Instant Log-in

Managing multiple devices is hassle-free with our solution. Get instant access to your fleet by logging in quickly thanks to secure caching.



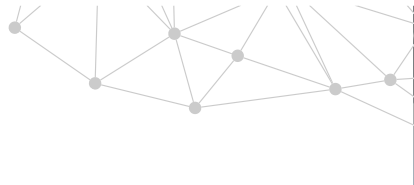
### Improved QuickSupport Experience

Give customers, clients, and co-workers a seamless remote support experience with our intuitive user interface and integrated in-app onboarding process.



### User and Device Management

Manage devices with policy-based settings, even when they are offline, or enable secure access controls to connect to devices without the need for a password.



# SECURE YOUR BUSINESS AT EVERY LEVEL

Protect every area of your business, from data through to end users.

Security goes beyond just a solution. It's a strategy we put at the heart of your business. We generate a session password that changes with every software update, providing additional

security against unauthorized access to your remote systems.

TeamViewer offers multi-layered security, including:

**Trusted**  
by top international companies.



### Improved User Permission Control

Secure your company's accounts. Limit profile data editing privileges to your company administrator with the option to grant users the permission to change their password.



### Two-Factor Authentication

We combine access control, whitelisting, and two-factor authentication. We help businesses to be PCI ready, making TeamViewer the safest option.



### HIPAA Compliance

We deliver the level of security and privacy necessary for organizations to remain HIPAA and HiTech compliant with all our remote support features.



### ISO 9001:2008 Quality Certification

Our solution is a certified quality management system, according to ISO 9001. Every aspect of our quality management system meets or exceeds internationally accepted standards.





## SUPPORT YOUR BUSINESS ACROSS EVERY TIME ZONE

Break through barriers with remote support.

Globally dispersed teams. Customers in different countries. Devices in different locations. They all have different requirements, at different times, and you can't always be together. But you can stay connected, even when devices are unattended.

Our remote support solution helps businesses to break down boundaries with:



7 |

# Transfer speeds up to 200 Mb/s.



### Hardware Acceleration

Boost TeamViewer's remote control performance, while reducing the load on your CPU. Get more speed out of your hardware and all the devices you support.



### Extended Remote Device Dashboard


Save even more time getting the information you need about a device during a remote connection with a visual display of uptime, serial numbers, and the health of the hard drives.



### Faster File Transfers

Thought your file transfers were already fast? TeamViewer now lets you transfer files up to 20 times faster, with transfer speeds up to 200 Mb/s.





## ACCESS YOUR DEVICES REGARDLESS OF LOCATION

Be proactive with remote access capabilities.

System errors. Machine malfunctions. Business-critical issues. End users who need help, right here, right now. Every business dreads the scenarios that can lead to downtime. With a remote

access and control tool, you can prevent issues from occurring with just a few clicks.

Take control of your devices with:



### Essential Asset Management

Quickly find and take action on devices that meet your task's requirements, without spending time remoting into every device you manage. Critical maintenance is now more efficient.




### Silent Host Rollout

With a single click, you can quickly roll out TeamViewer to thousands of your devices simultaneously and take control. Resolve issues, help customers, and maintain uptime.



### TeamViewer Policy Assignment

Easily check that the right settings are applied to the right devices. Improve your central control and device management, without leaving your desk.



# PROVIDE SUPPORT FROM ANYWHERE FOR ANY DEVICE

Provide technical support for mobile devices or for your own mobile app.

Bring Your Own Device (BYOD) working practices. Remote working tools.

A growing IoT landscape. You need to access and support more devices, in more locations, than ever before. You need instant, secure, high-performance connectivity.



Support mobile devices with:



### Screen sharing SDK

Use your mobile device (Android, iOS, Windows) to connect to other mobile devices. Remotely control or screen share into other mobile devices, as well as iOS apps.



### Special Keys

Apply special key combinations to remote devices, even if you're using a completely different operating system such as on a mobile device.



### Samsung Android Enhancements

Improve support for Samsung Android devices by taking advantage of the simplicity and power of our core Android apps that use the Samsung KNOX API.



### Multi-OS Compatibility

TeamViewer runs on a broad spectrum of operating systems ranging from state-of-the-art system software to older operating systems.



### iOS Screen Sharing

Deliver much more efficient remote support to iOS devices. With TeamViewer, you can provide faster, more accurate troubleshooting.

Provide anywhere support with [TeamViewer](#).



## EMPOWER YOUR BUSINESS WITH TEAMVIEWER

Provide support effortlessly. We'll show you how.



### 1. What your partner does

Ask your partner at the remote computer to download TeamViewer QuickSupport and to start it. TeamViewer QuickSupport does not have to be installed and can be executed even without Windows administrator rights.

### 2. What you do

Download TeamViewer to your computer. The full version is required to be able to control remote computers. Install it by following the instructions of the installation routine, and subsequently start TeamViewer.

### 3. Establishing a connection

Ask your partner for the TeamViewer session code. Enter it in the "Session Code" field. Click on "Connect to partner" and enter the partner's password in the next dialog to establish the connection.