

# Shelly <sup>PLUS</sup> RGBW PM



## UNDER-CABINET LIGHTING

Under-cabinet lighting makes a huge difference when you're the chef in the kitchen. With the ability to shift through an array of colors and adjust the level of brightness, you can quickly tailor the room's ambience to your cooking mood and style. Plus, the convenience of voice control allows for easy adjustments, ensuring the lighting is always perfect, even when your hands are full.

## SET THE LIGHTS TO FIT YOUR MOOD

Shelly Plus RGBW PM is designed to sync your lighting with your mood and the flow of your activities. From the focused intensity needed for a home office setup to playful and dynamic lights for a family game night, it has the power to adapt to every part of your day. Save and name your favorite lighting patterns for quick access, ready to be activated with just a simple click or voice command to your assistant.

## "NIGHT MODE" FOR SOFT NIGHT LIGHT

Night mode will automatically dial down the brightness and soften the lighting, enhancing your evening routine with just the right touch of light. Set your preferred times and watch your space transition to a gentle illumination that's perfect for winding down after a busy day. This feature also sets the lights' brightness at a low level during the night hours, ensuring that walks to the bathroom at night will no longer irritate your sleepy eyes. Now when the lights are turned on manually, through voice, or a motion sensor, they will always be dimmed and soft.



### Wi-Fi and Bluetooth connectivity

Connect Shelly Plus RGBW PM to your Wi-Fi network. No HUB required! Features quick inclusion via Bluetooth.



### Power Measurement

Keep track of your energy consumption with precise monitoring capabilities, allowing for efficient energy use without sacrificing quality of lighting.



### Color effects

Set the mood by dimming and choose between 16 million colors and unique effects.



### Flexible input control

Use it with your existing switches, no matter if they're single, dual or 4-button.




### Smart schedules & scenes

Set custom schedules & scenes. Combine Shelly Plus RGBW PM with your other Shelly devices.



### Scripting

Fully supports scripting, allowing you local control and custom functionalities.



# TAILORED LIGHTING WITH ADVANCED PROFILES

The **Shelly Plus RGBW PM** goes beyond traditional lighting solutions by offering three distinct profiles to suit your every need:

**RGBW Profile:** The best of both worlds. The RGBW profile allows you to seamlessly transition between mood-enhancing and practical white lighting, or even a blend of both for a customized ambience.

**RGB Profile:** Tailored for those who love to set the scene. The RGB profile offers unified control over your RGB LED strips, allowing you to adjust color and brightness across the entire strip to set the desired mood.

**Light Profile:** With the Light profile, control up to four independent LED strips, adjusting each one's brightness to suit your precise needs.

## TECHNICAL SPECIFICATIONS

<b>Power Supply</b>	• 110-240 VAC, 50/60 Hz
<b>Multi-click support</b>	Up to 16 possible actions (4 per button)
<b>Complies with EU standards</b>	<ul style="list-style-type: none"> <li>• RED 2014/53/EU</li> <li>• EMC 2014/30/EU</li> <li>• RoHS2 2011/65/EU</li> </ul>
<b>Working temperature</b>	-20°C to 40°C / -5°F to 105°F
<b>Max RF power</b>	< 20 dBm
<b>Radio protocol</b>	Wi-Fi 802.11 b/g/n
<b>Frequency Wi-Fi</b>	2400 - 2483 MHz
<b>Operational range (depending on local conditions)</b>	<ul style="list-style-type: none"> <li>• Up to 30 m / 100 ft indoors</li> <li>• Up to 50 m / 160 ft outdoors</li> </ul>
<b>Dimensions</b>	42x37x12 mm / 1.46x1.65x0.66 in
<b>Power consumption</b>	< 1.2 W
<b>Wire cross section range</b>	0.5 to 1.5 mm <sup>2</sup> / 20 to 16 AWG

### Legend

#### Device terminals

+: 12/24 VDC positive terminal

⊥: 12/24 VDC negative terminal

**I1, I2, I3, I4:** Switch/button/potentiometer input terminals for light control

**R, G, B:** Red, Green, and Blue channel outputs (when in "RGB" or "RGBW" mode)

**W:** White channel output (when in "RGBW" mode)

**O1, O2, O3, O4:** Light outputs (when in "Lights" mode)

#### Wires

+: Positive wire

-: Negative wire

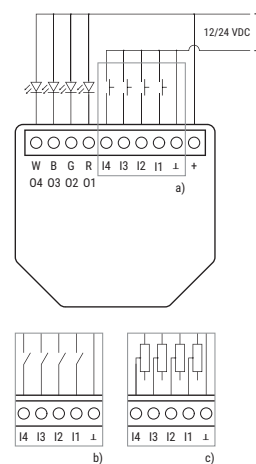


Fig. 1 Wiring in Lights mode

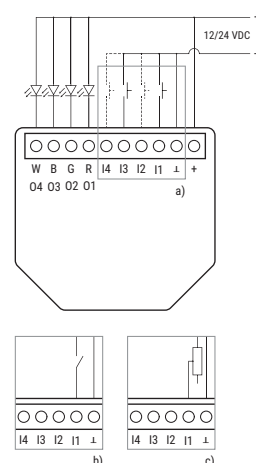


Fig. 2 Wiring in RGBW mode

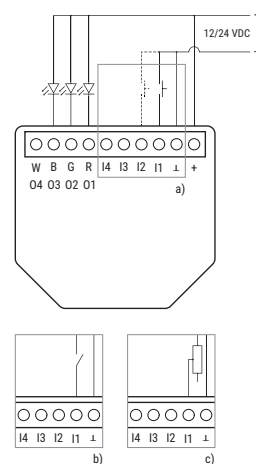


Fig. 3 Wiring in RGB mode