

## Wireless 500 VAC/VDC Voltage Meters

### General Description

The Wireless 500 VAC/VDC Voltage Meter is an analog measuring device that reports the measured voltage on user specified intervals. The sensor has three operating modes, in which you can obtain the voltage measurement in VACrms (root mean squared), the peak voltage, or the DC voltage. The modes can be set by the user; the default mode measures VACrms.

- Wireless interface for measuring voltage.
- Measures voltage up to 500 VAC/VDC



Free iMonnit basic online wireless sensor monitoring and notification system to configure sensors, view data and set alerts via SMS text and email.

### Principle of Operation

By connecting the leads on the Monnit Wireless 500 VAC/VDC Voltage Meter to the positive and ground terminals of another device, battery or sensor, it can measure the voltage and send data to the iMonnit Online Sensor Monitoring and Notification System. The data is stored in the online system and can be reviewed and exported as a data sheet or graph. Notifications can be set up through the online system to alert the user when certain thresholds have been met or exceeded.

### Example Applications

- Power Lines
- Machinery
- Electrical Motors
- Generators
- And many more...


### Features of Monnit ALTA Sensors

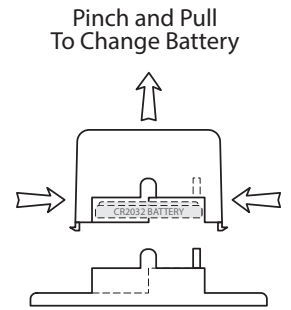
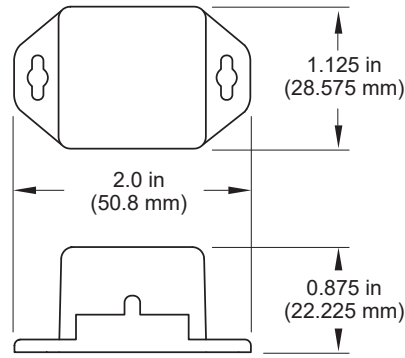
- Wireless range of 1,000+ feet through 12-14 walls.\*
- Frequency Hopping Spread Spectrum (FHSS).
- Improved interference immunity.
- Improved power management for longer battery life.\*\* (10+ years on AA batteries)
- Encrypt-RF™ Security (Diffie-Hellman Key Exchange + AES-128 CBC for sensor data messages).
- Onboard data memory / storage (up to 512 readings per sensor).
  - 10 min heartbeats = 3.5 days
  - 2 hour heartbeats = 42 days
- Over-the-air updates (future proof).
- Free iMonnit basic online wireless sensor monitoring and notification system to configure sensors, view data and set alerts via SMS text and email.

\* Actual range may vary depending on environment.




\*\* Battery life is determined by sensor reporting frequency and other variables. Other power options are also available.

### Wireless Range Comparison





## Wireless 500 VAC/VDC Voltage Meter (Coin Cell) - Technical Specifications

|   |   |
|---|---|
| Supply Voltage  | 2.0 - 3.6 VDC *   |
| Current Consumption   | 0.7 $\mu$ A (sleep mode)<br>2 mA (radio idle/off mode)<br>2 mA (measurement mode)<br>25 mA (radio RX mode)<br>35 mA (radio TX mode)   |
| Operating Temperature Range (Board Circuitry and Coin Cell) | -7°C to +60°C ( 20°F to +140°F )**  |
| Optimal Battery Temperature Range (Coin Cell)               | +10°C to +50°C ( +50°F to +122°F )  |
| Sensor Resolution   | 11 bit (single ended)   |
| Conversion Time   | 228 $\mu$ s   |
| Supported Operation Modes ***                               | VACrms (root mean squared)<br>Peak Voltage<br>DC Voltage  |
| Full Scale Voltage  | 0 - 500 VAC/VDC ****  |
| Maximum Input Voltage                                       | 600 VAC/VDC ****  |
| Accuracy  | +/- 3% FS (User calibrated: +/- 1% FS)  |
| Integrated Memory   | Up to 512 sensor messages   |
| Wireless Range  | 1,000+ ft. non-line-of-sight  |
| Security  | Encrypt-RF™ (256-bit key exchange and AES-128 CTR)  |
| Weight  | 1.0 oz.   |
| Certifications  |    Industry Canada<br>900 MHz product; FCC ID: ZTL- G2SC1 and IC: 9794A-G2SC1. 868 and 433 MHz product tested and found to comply with: EN 300 220-2 V3.1.1 (2017-02), EN 300 220-2 V3.1.1 (2017-02) and EN 60950. |

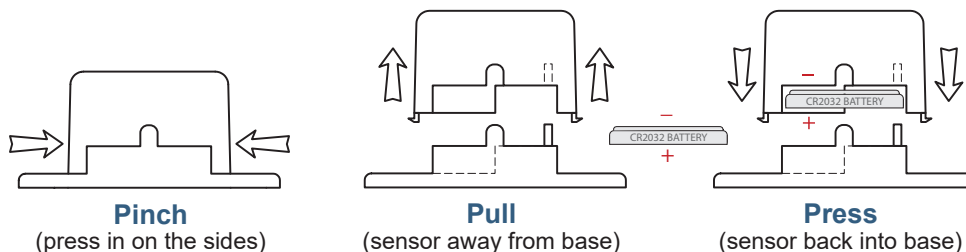
\* Hardware cannot withstand negative voltage. Please take care when connecting a power device.

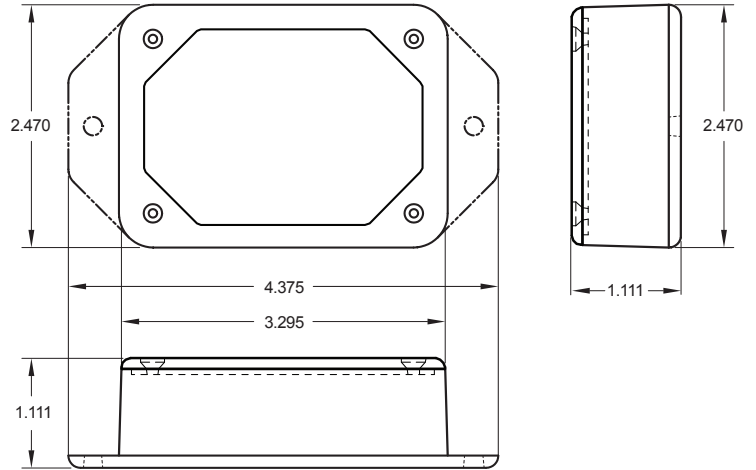
\*\* At temperatures above 100°C, it is possible for the board circuitry to lose programmed memory.

\*\*\* Operation mode must be specified at time of purchase.




\*\*\*\* If application exceeds 500 VAC/VDC the sensor will return a maximum reading of 500 V.

## PinchPower™ Enclosure





### ALTA Wireless 500 VAC/VDC Voltage Meter (AA) - Technical Specifications

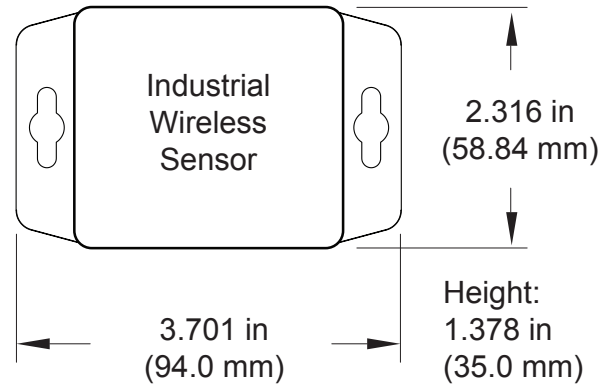
|   |   |
|---|---|
| Supply Voltage  | 2.0 - 3.6 VDC (3.0 - 3.6 VDC Using Power Supply) *  |
| Current Consumption   | 0.7 $\mu$ A (sleep mode)<br>2 mA (radio idle/off mode)<br>2 mA (measurement mode)<br>25 mA (radio RX mode)<br>35 mA (radio TX mode)   |
| Operating Temperature Range (Board Circuitry and Batteries) | -18°C to 55°C (0°F to 130°F) using alkaline<br>-40°C to 85°C (-40°F to 185°F) using lithium **  |
| Optimal Battery Temperature Range (AA)                      | +10°C to +50°C ( +50°F to +122°F )  |
| Sensor Resolution   | 11 bit (single ended)   |
| Conversion Time   | 228 $\mu$ s   |
| Supported Operation Modes ***                               | VACrms (root mean squared)<br>Peak Voltage<br>DC Voltage  |
| Full Scale Voltage  | 0 - 500 VAC/VDC ****  |
| Maximum Input Voltage                                       | 600 VAC/VDC ****  |
| Accuracy  | +/- 3% FS (User calibrated: +/- 1% FS)  |
| Integrated Memory   | Up to 512 sensor messages   |
| Wireless Range  | 1,000+ ft. non-line-of-sight  |
| Security  | Encrypt-RF™ (256-bit key exchange and AES-128 CTR)  |
| Weight  | 4.0 oz.   |
| Certifications  | <div style="display: flex; align-items: center; gap: 10px;">    <span>Industry Canada</span> </div> 900 MHz product; FCC ID: ZTL- G2SC1 and IC: 9794A-G2SC1. 868 and 433 MHz product tested and found to comply with: EN 300 220-2 V3.1.1 (2017-02), EN 300 220-2 V3.1.1 (2017-02) and EN 60950. |

- \* Hardware cannot withstand negative voltage. Please take care when connecting a power device.
- \*\* At temperatures above 100°C, it is possible for the board circuitry to lose programmed memory.
- \*\*\* Operation mode must be specified at time of purchase.
- \*\*\*\* If application exceeds 500 VAC/VDC the sensor will return a maximum reading of 500 V.




### Power Options

Two replaceable 1.5V AA sized batteries are included with the standard model. A line-power version with battery backup is also available - allowing it to be powered by a standard 3.0 - 3.6V power supply and use the internal batteries if there is a power interruption.

Power options must be selected at time of purchase as the internal hardware of the sensor must be changed to support the selected power requirements.



### ALTA Industrial Wireless 500 VAC/VDC Voltage Meter - Technical Specifications

|   |   |  |
|---|---|--|
| Supply Voltage  | 2.0 - 3.8 VDC (3.0 - 3.8 VDC Using Power Supply) *  |  |
| Current Consumption                                       | 0.2 $\mu$ A (Sleep Mode)<br>0.7 $\mu$ A (RTC Sleep)<br>570 $\mu$ A (MCU Idle)<br>2.5 mA (MCU Active)<br>5.5 mA (Radio RX Mode)<br>22.6 mA (Radio TX Mode)   |  |
| Operating Temperature Range (Board Circuitry and Battery) | -40°C to +85°C ( -40°F to +185°F) **  |  |
| Included Battery  | Max Temperature Range:  | -40° to +85°C ( -40° to +185°F )   |
|   | Capacity:   | 1800 mAh   |
| Optional Solar Feature                                    | Solar Panel:  | 5VDC / 30mA (53mm x 30mm)  |
|   | Charging Temperature Range:   | 0° to 45°C (32° to 113°F)  |
|   | Max Temperature Range:  | -20° to 60°C (-4° to 140°F)  |
|   | Included Rechargeable Battery:  | 600 mAh / >2000 Charge Cycles (80% of initial capacity)  |
| Sensor Resolution   | 11 bit (single ended)   |  |
| Conversion Time   | 228 $\mu$ s   |  |
| Supported Operation Modes ***                             | VACrms (root mean squared)<br>Peak Voltage<br>DC Voltage  |  |
| Full Scale Voltage  | 0 - 500 VAC/VDC ****  |  |
| Maximum Input Voltage                                     | 600 VAC/VDC ****  |  |
| Accuracy  | +/- 3% FS (User calibrated: +/- 1% FS)  |  |
| Integrated Memory   | Up to 512 sensor messages   |  |
| Wireless Range  | 1,000+ ft. non-line-of-sight  |  |
| Security  | Encrypt-RF™ (256-bit key exchange and AES-128 CTR)  |  |
| Weight  | 4.7 Ounces  |  |
| Enclosure Rating  | NEMA 1, 2, 4, 4x, 12 and 13 rated, sealed and weather proof   |  |
| UL Rating   | UL Listed to UL508-4x specifications (File E194432)   |  |
| Certifications  |    Industry Canada | 900 MHz product; FCC ID: ZTL- G2SC1 and IC: 9794A-G2SC1. 868 and 433 MHz product tested and found to comply with: EN 300 220-2 V3.1.1 (2017-02), EN 300 220-2 V3.1.1 (2017-02) and EN 60950. |

\* Hardware cannot withstand negative voltage. Please take care when connecting a power device.

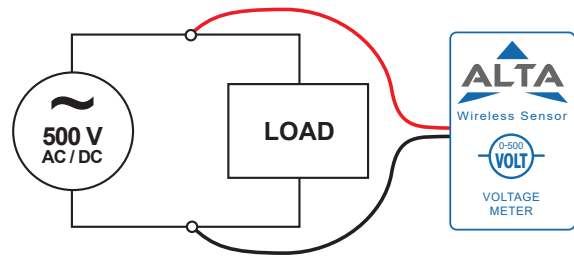
\*\* At temperatures above 100°C, it is possible for the board circuitry to lose programmed memory.

\*\*\* Operation mode must be specified at time of purchase.

\*\*\*\* If application exceeds 500 VAC/VDC the sensor will return a maximum reading of 500 V.

## Proper Installation

If the sensor is not connected to the power source properly, it will appear that the sensor is broken. Please follow this wiring diagram to ensure proper performance and detection.



## Commercial Grade Sensors:

Monnit commercial grade sensors are designed for applications in ordinary environments (normal room temperature, humidity and atmospheric pressure). Do not use these sensors under the following conditions as these factors can deteriorate the product characteristics and cause failures and burn-out.

- Corrosive gas or deoxidizing gas - chlorine gas, hydrogen sulfide gas, ammonia gas, sulfuric acid gas, nitric oxides gas, etc.).
- Volatile or flammable gas.
- Dusty conditions.
- Under low or high pressure.
- Wet or excessively humid locations.
- Places with salt water, oils chemical liquids or organic solvents.
- Where there are excessively strong vibrations.
- Other places where similar hazardous conditions exist.

Use these product within the specified temperature range. Higher temperature may cause deterioration of the characteristics or the material quality.

## Industrial Grade Sensors - Type 1, 2, 4, 4X, 12 and 13 NEMA Rated Enclosure:

Monnit's Industrial sensors are enclosed in reliable, weatherproof NEMA rated enclosures. Our NEMA rated enclosures are constructed for both indoor or outdoor use and protect the sensor circuitry against the ingress of solid foreign objects like dust as well as the damaging effects of water (rain, sleet, snow, splashing water, and hose directed water).

- Safe from falling dirt.
- Protects against wind blown dust.
- Protects against rain, sleet, snow, splashing water, and hose directed water
- Increased level of corrosion resistance
- Will remain undamaged by ice formation on the enclosure

# MONNIT®

For more information about our products or to place an order, please contact our sales department at 801-561-5555.

Visit us on the web at [www.monnit.com](http://www.monnit.com).

Monnit Corporation  
3400 South West Temple  
Salt Lake City, UT 84115  
801-561-5555  
[www.monnit.com](http://www.monnit.com)